

VERONAMERCATO



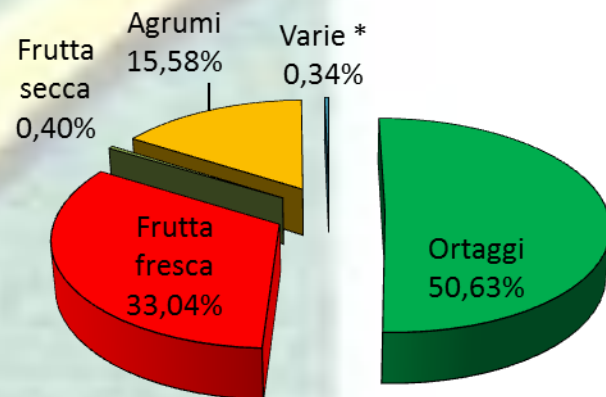
DATI STATISTICI
2011

VERONAMERCATO

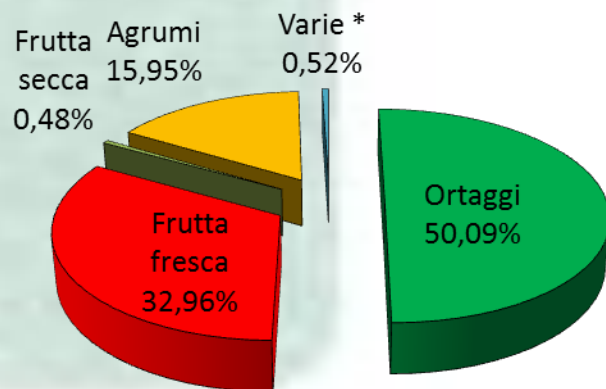
2010 - 2011

Variazione % sul totale

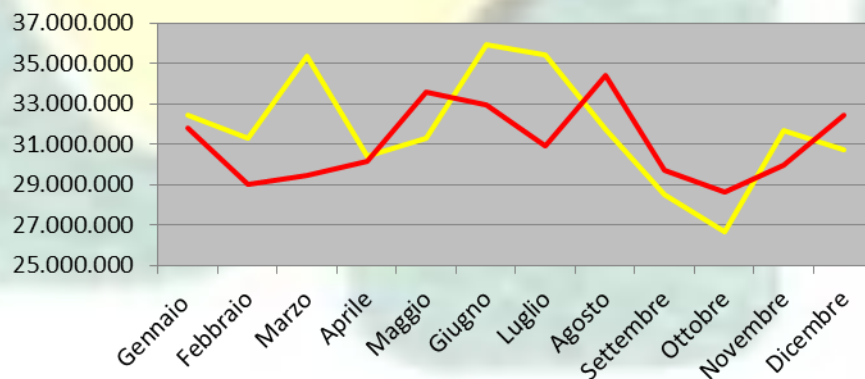
	Totali 10 Kg	Totali 11 KG	Dif. Kg	Diff.%	
Gennaio	32.429.286	31.820.828	-608.458	-1,88%	DF
Febbraio	31.269.665	29.015.127	-2.254.538	-7,21%	DF
Marzo	35.387.150	29.440.074	-5.947.076	-16,81%	DF
Aprile	30.396.040	30.137.864	-258.176	-0,85%	DF
Maggio	31.268.628	33.565.249	2.296.621	7,34%	DF
Giugno	35.960.535	33.061.153	-2.899.382	-8,06%	DF
Luglio	35.451.675	30.935.507	-4.516.168	-12,74%	DF
Agosto	31.720.630	34.425.034	2.704.404	8,53%	DF
Settembre	28.530.656	29.688.286	1.157.630	4,06%	DF
Ottobre	26.687.157	28.664.272	1.977.115	7,41%	DF
Novembre	31.686.988	29.980.491	-1.706.497	-5,39%	DF
Dicembre	30.732.443	32.430.687	1.698.244	5,53%	DF



2010

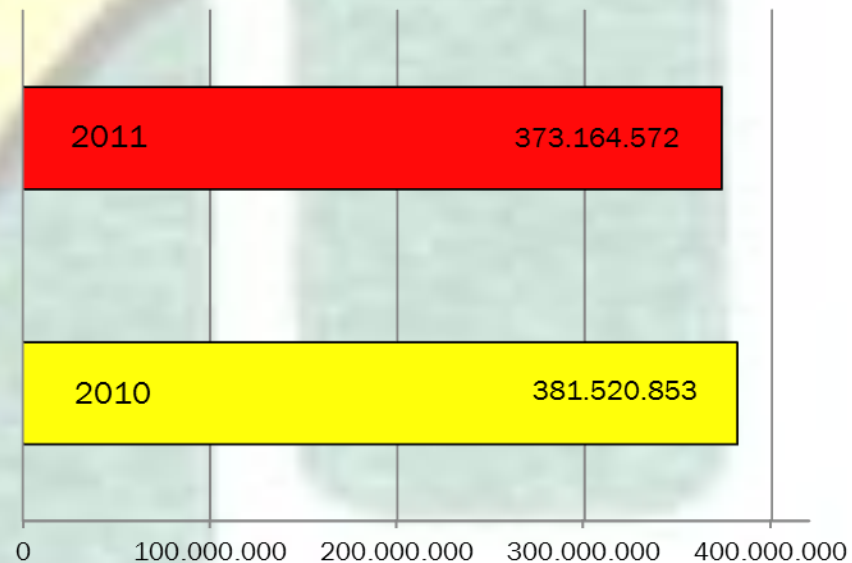


2011

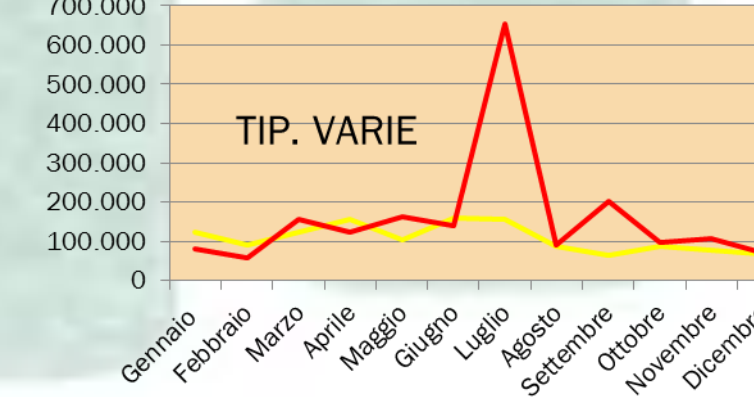
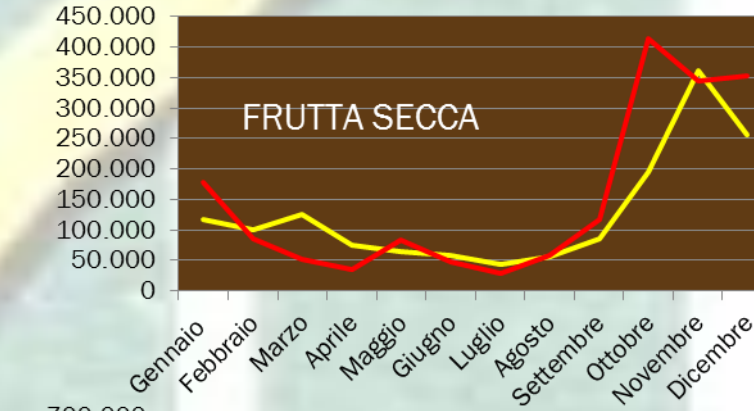
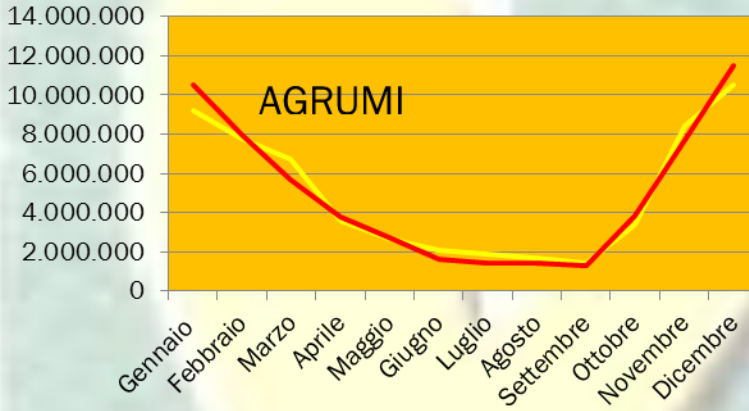
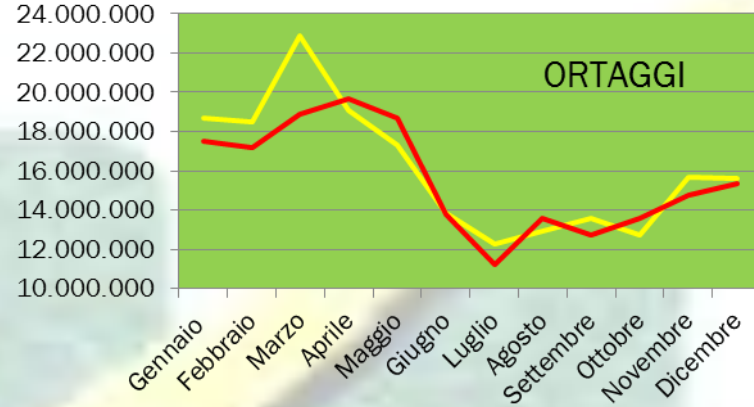
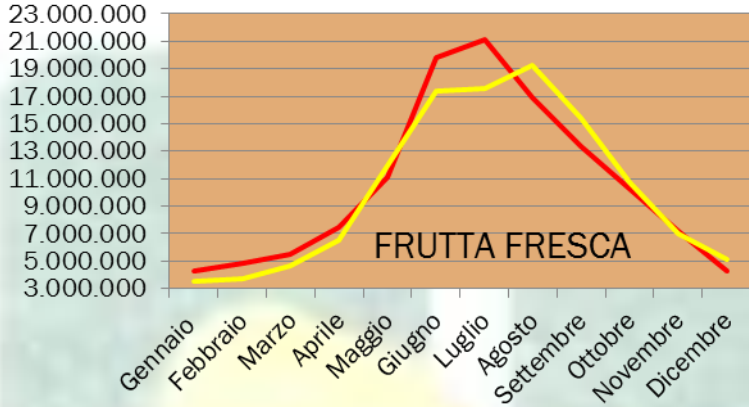


VERONAMERCATO

	2010Kg	2011Kg	Dif. Kg	Diff.%
Ortaggi	193.182.615	186.875.974	-6.306.641	-3,26%
Frutta fresca	126.056.414	123.032.880	-3.023.534	-2,40%
Frutta secca	1.538.710	1.797.804	259.094	16,84%
Agrumi	59.441.484	59.514.180	72.696	0,12%
Varie *	1.301.630	1.943.734	642.104	49,33%
Complessivo	381.520.853	373.164.572	-8.356.281	-2,19%



VERONAMERCATO



Tutti i valori dei grafici sono espressi in Kg

VERONAMERCATO

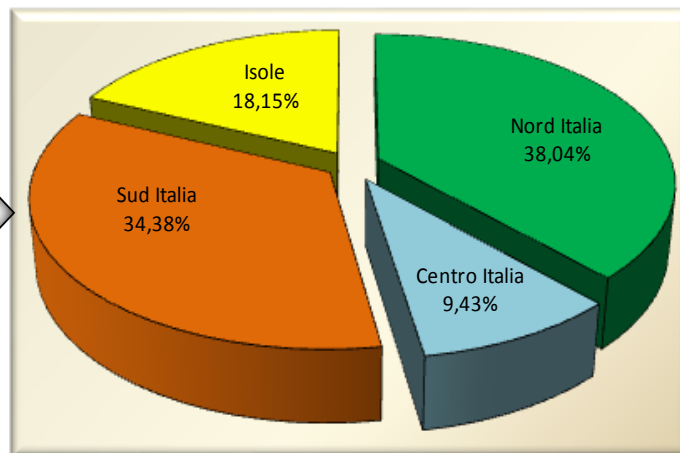
	Valori in Kg
Nord Italia	111.429.817
Centro Italia	27.609.384
Sud Italia	100.718.961
Isole	53.157.682
ITALIA	292.915.844

Europa	51.136.368
--------	------------

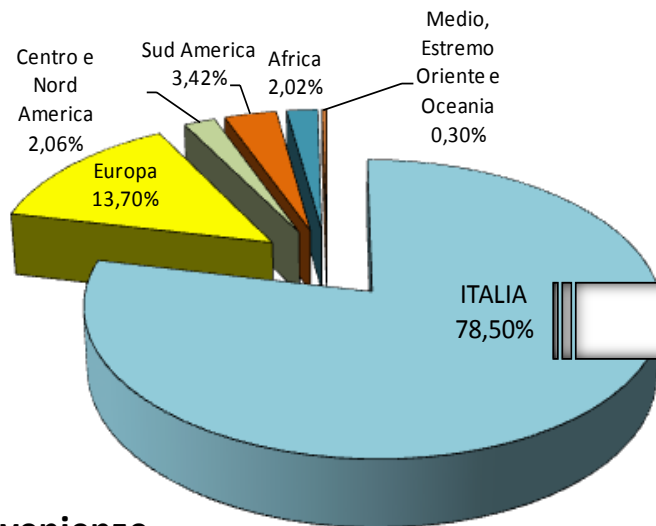
Centro e Nord America	7.687.928
Sud America	12.752.685
Africa	7.530.877
Medio, Estremo Oriente e Oceania	1.130.090

Tutti i valori della tabella sono espressi in Kg

Provenienze Nazionali

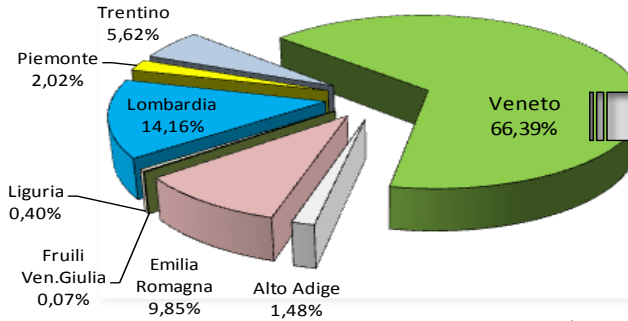


Provenienze Globali

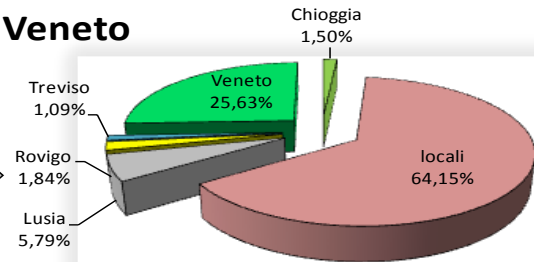


VERONAMERCATO

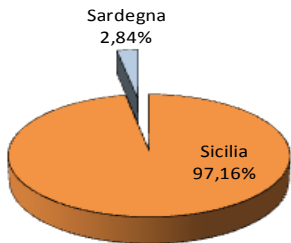
NORD ITALIA



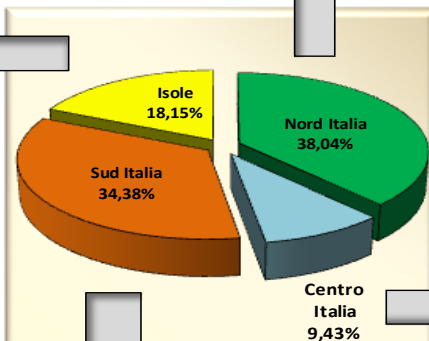
Veneto



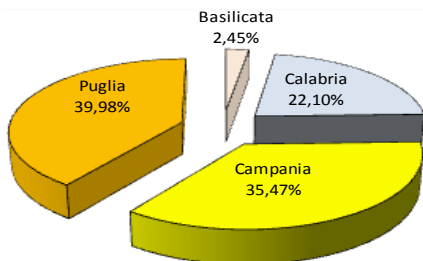
Isole



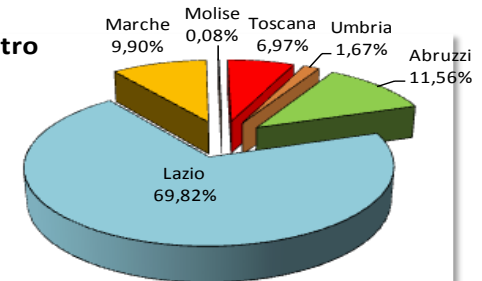
Provenienze Nazionali



Sud Italia



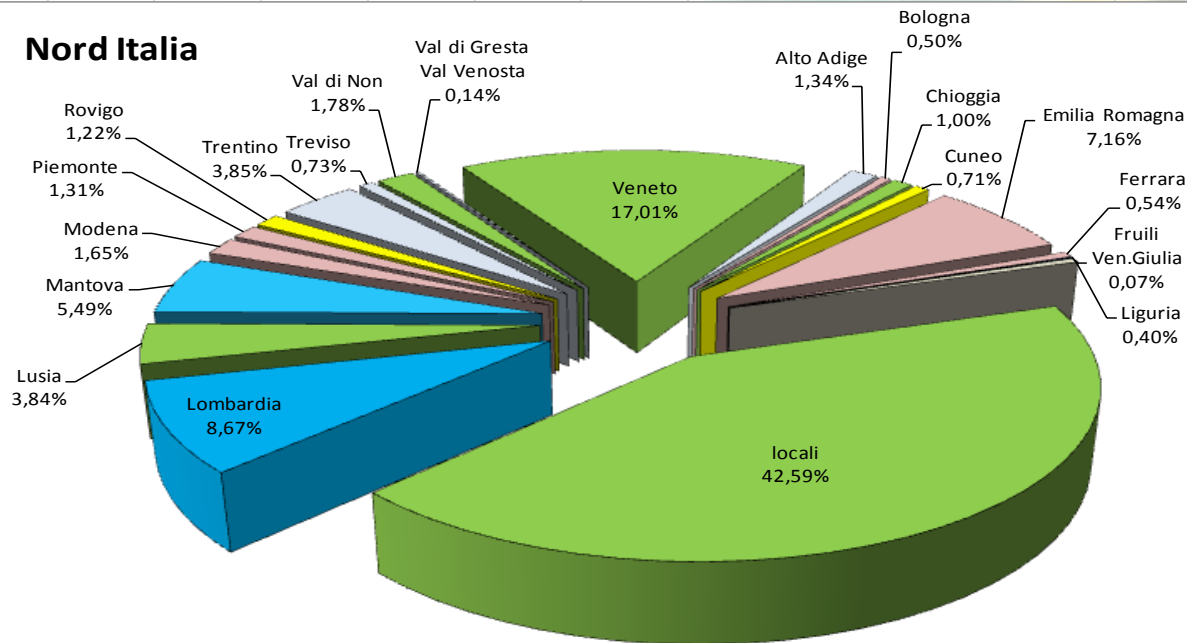
Centro



VERONAMERCATO

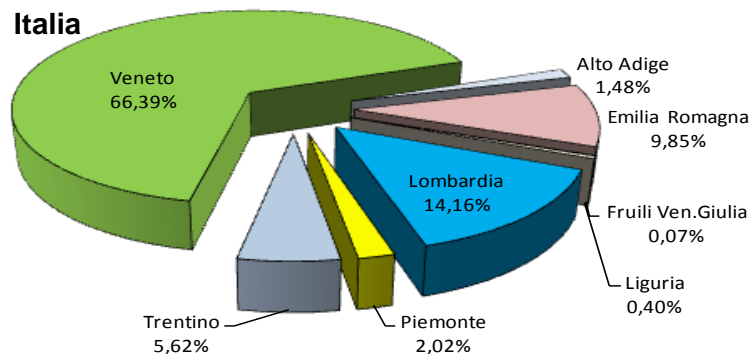
	Valori in Kg
Alto Adige	1.498.200
Bologna	560.361
Chioggia	1.112.427
Cuneo	792.261
Emilia Romagna	7.979.244
Ferrara	597.624
Friuli Ven.Giulia	79.869
Liguria	444.908
locali	47.457.375
Lombardia	9.663.640
Lusia	4.281.789
Mantova	6.119.631
Modena	1.838.121
Piemonte	1.455.880
Rovigo	1.361.743
Trentino	4.284.714
Treviso	808.195
Val di Non	1.980.725
Val di Gresta	
Val Venosta	153.980
Veneto	18.959.130
Totale	111.429.817

Nord Italia



	Valori in Kg
Alto Adige	1.652.180
Emilia Romagna	10.975.350
Friuli Ven.Giulia	79.869
Liguria	444.908
Lombardia	15.783.271
Piemonte	2.248.141
Trentino	6.265.439
Veneto	73.980.659
Totale	111.429.817

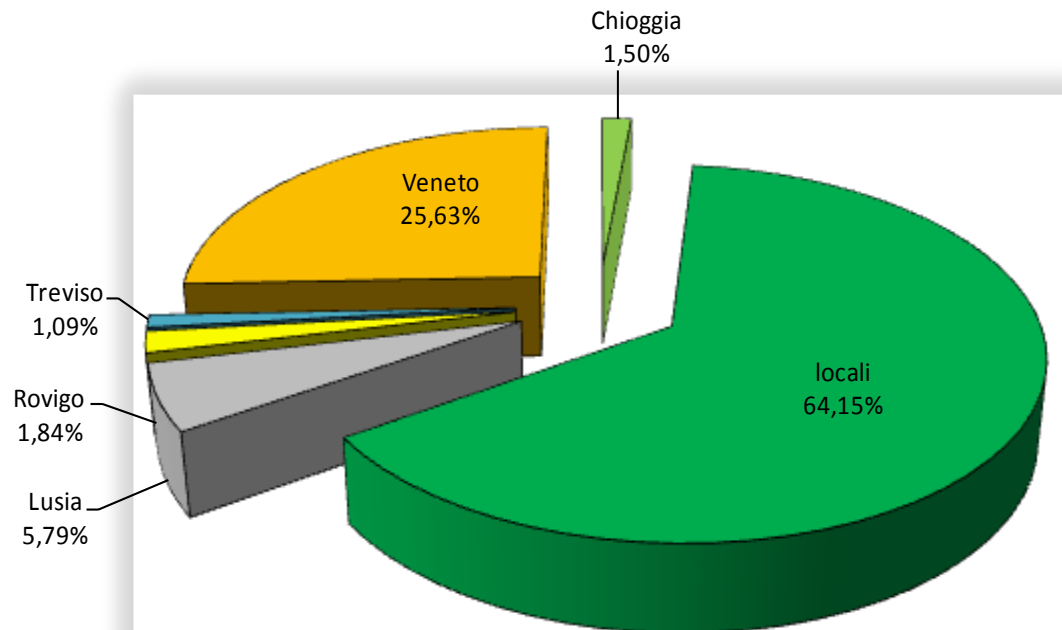
Nord Italia



VERONAMERCATO

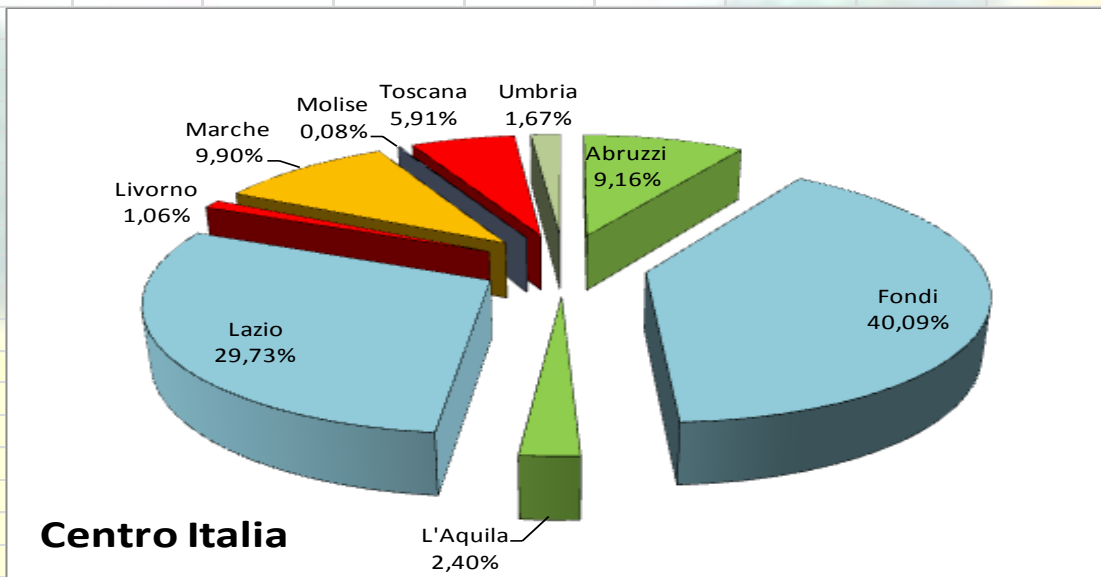
Valori in Kg	
Chioggia	1.112.427
locali	47.457.375
Lusia	4.281.789
Rovigo	1.361.743
Treviso	808.195
Veneto	18.959.130
Totale	73.980.659

Veneto

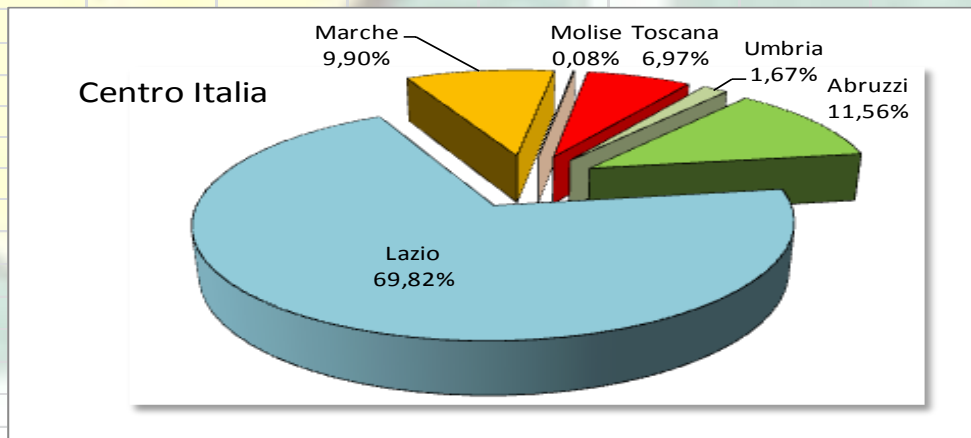


VERONAMERCATO

Valori in Kg	
Abruzzi	2.527.879
Fondi	11.068.259
L'Aquila	662.794
Lazio	8.208.709
Livorno	292.688
Marche	2.734.559
Molise	22.674
Toscana	1.630.402
Umbria	461.420
Totale	27.609.384



Valori in Kg	
Abruzzi	3.190.673
Lazio	19.276.968
Marche	2.734.559
Molise	22.674
Toscana	1.923.090
Umbria	461.420
Totale	27.609.384

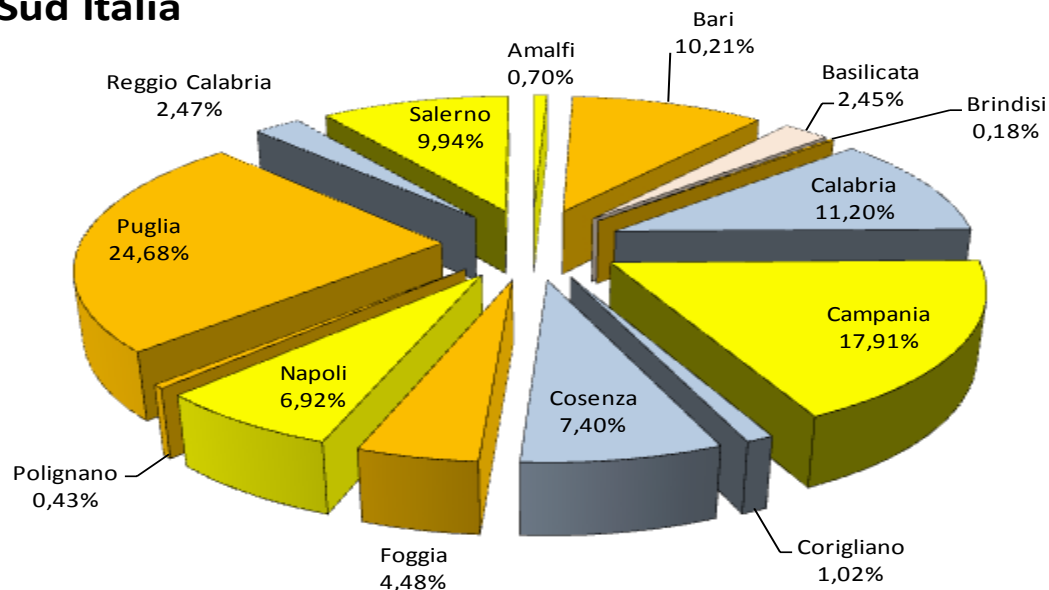


VERONAMERCATO

Valori in Kg

Amalfi	709.276
Bari	10.282.302
Basilicata	2.465.904
Brindisi	179.835
Calabria	11.285.441
Campania	18.038.800
Corigliano	1.032.029
Cosenza	7.452.730
Foggia	4.515.071
Napoli	6.972.085
Polignano	429.665
Puglia	24.861.020
Reggio Calabria	2.485.249
Salerno	10.009.074
Totale complessivo	100.718.481

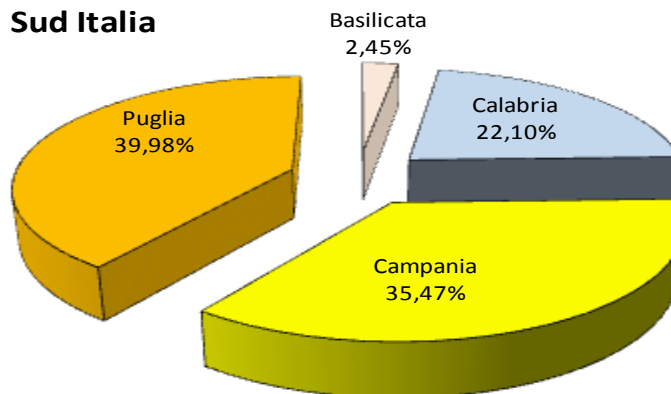
Sud Italia



Valori in Kg

Basilicata	2.465.904
Calabria	22.255.449
Campania	35.729.235
Puglia	40.267.893
Totale	100.718.481

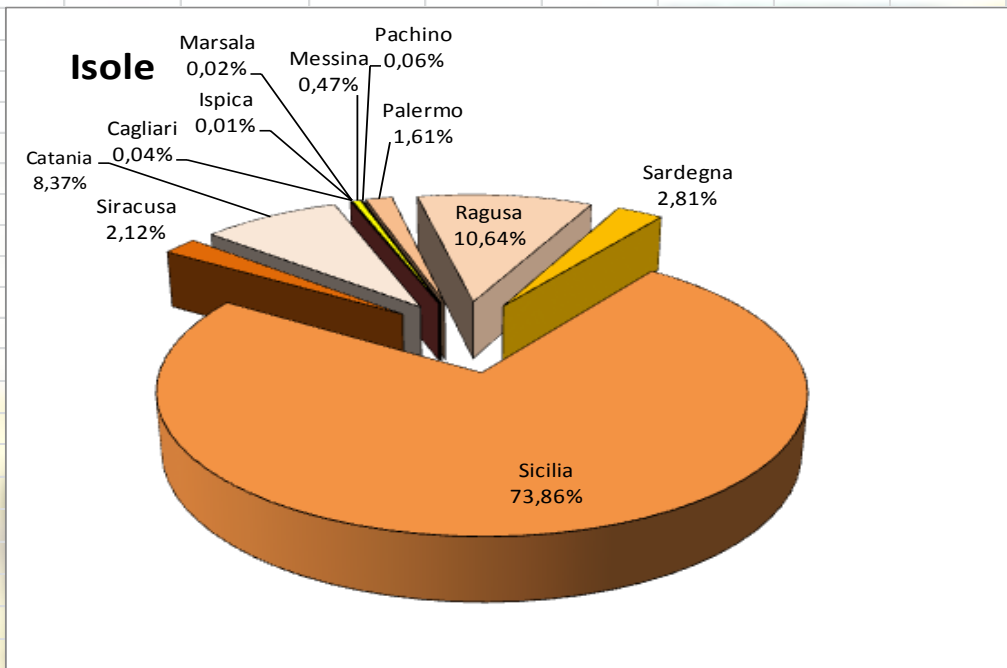
Sud Italia



VERONAMERCATO

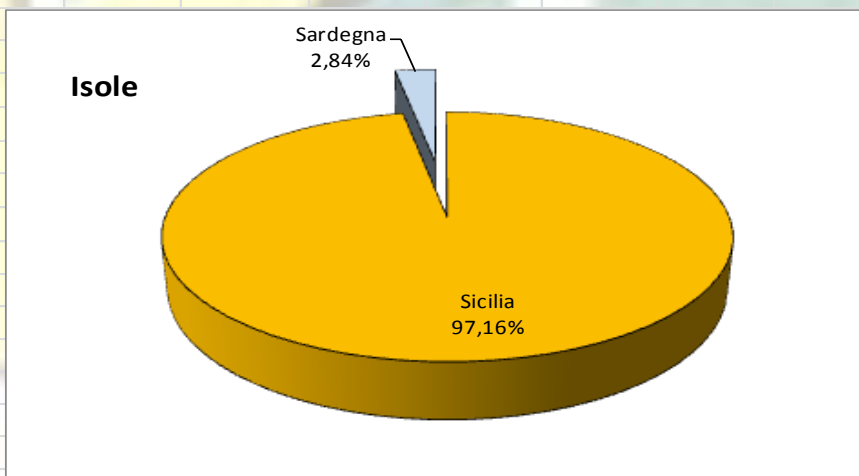
Valori in Kg

Catania	4.449.506
Cagliari	19.764
Ispica	7.277
Marsala	10.104
Messina	247.954
Pachino	33.234
Palermo	853.814
Ragusa	5.654.620
Sardegna	1.492.170
Sicilia	39.264.829
Siracusa	1.124.410
Totale	53.157.682



Valori in Kg

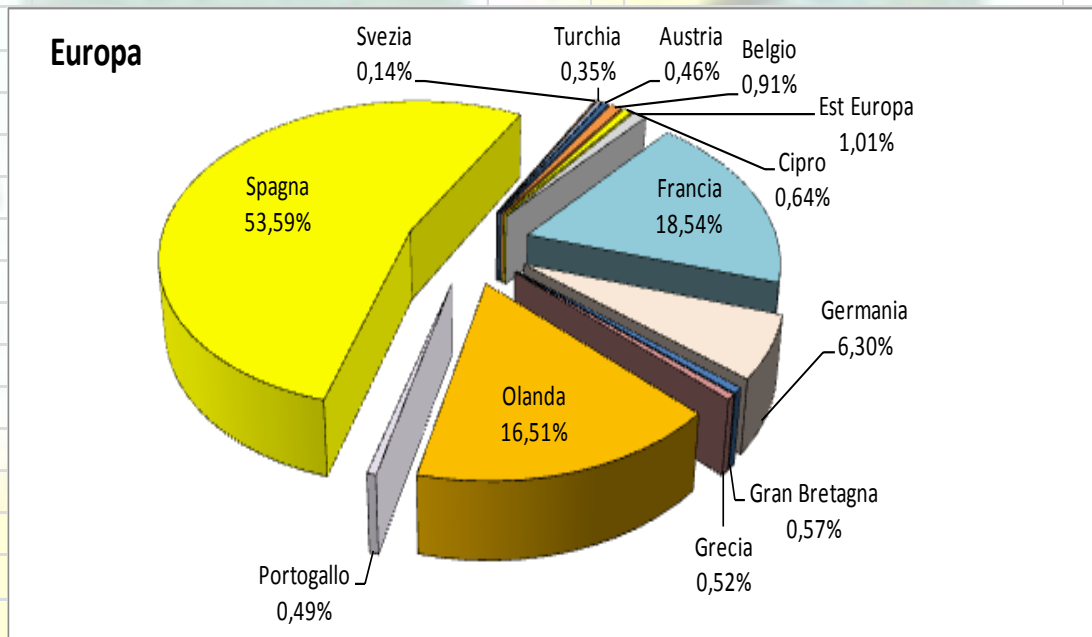
Sicilia	51.645.748
Sardegna	1.511.934
Totale	53.157.682



VERONAMERCATO

Valori in Kg

Austria	236.210
Belgio	462.787
Cipro	326.462
Est Europa	516.877
Francia	9.478.157
Germania	3.219.709
Gran Bretagna	291.187
Grecia	264.957
Olanda	8.441.988
Portogallo	250.083
Spagna	27.401.443
Svezia	69.660
Turchia	176.848
Totale complessivo	51.136.368

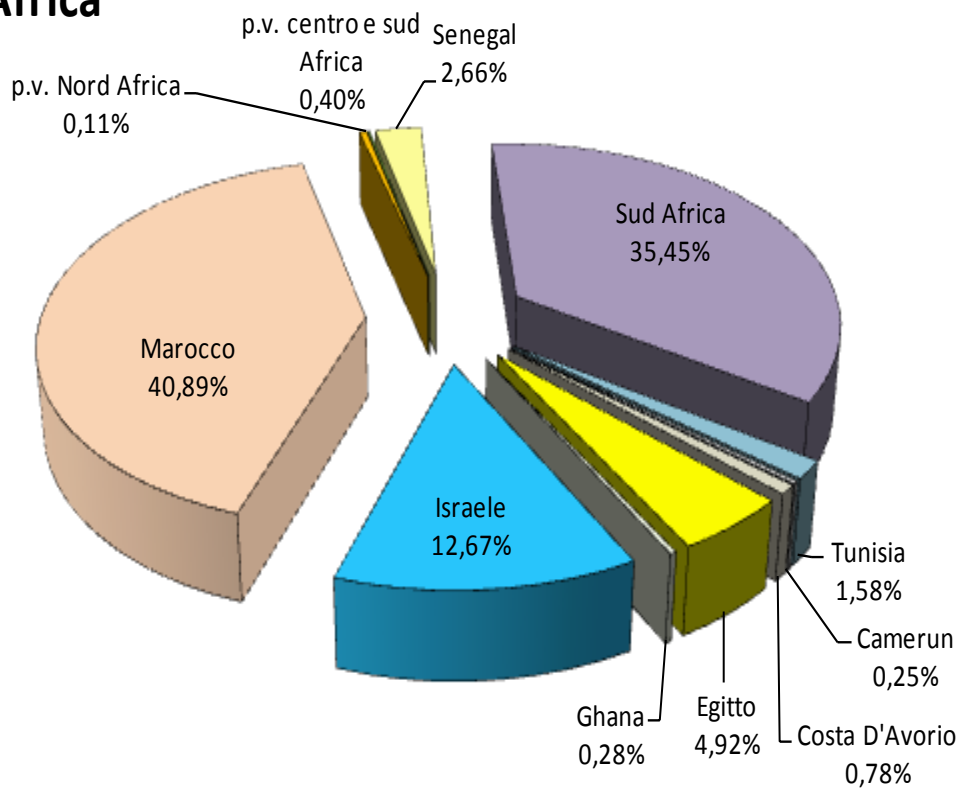


VERONAMERCATO

Valori in Kg

Camerun	19.034
Costa D'Avorio	58.759
Egitto	370.715
Ghana	20.852
Israele	954.158
Marocco	3.079.337
p.v. centro e sud Africa	30.193
p.v. Nord Africa	8.516
Senegal	200.190
Sud Africa	2.669.972
Tunisia	119.151
Totale complessivo	7.530.877

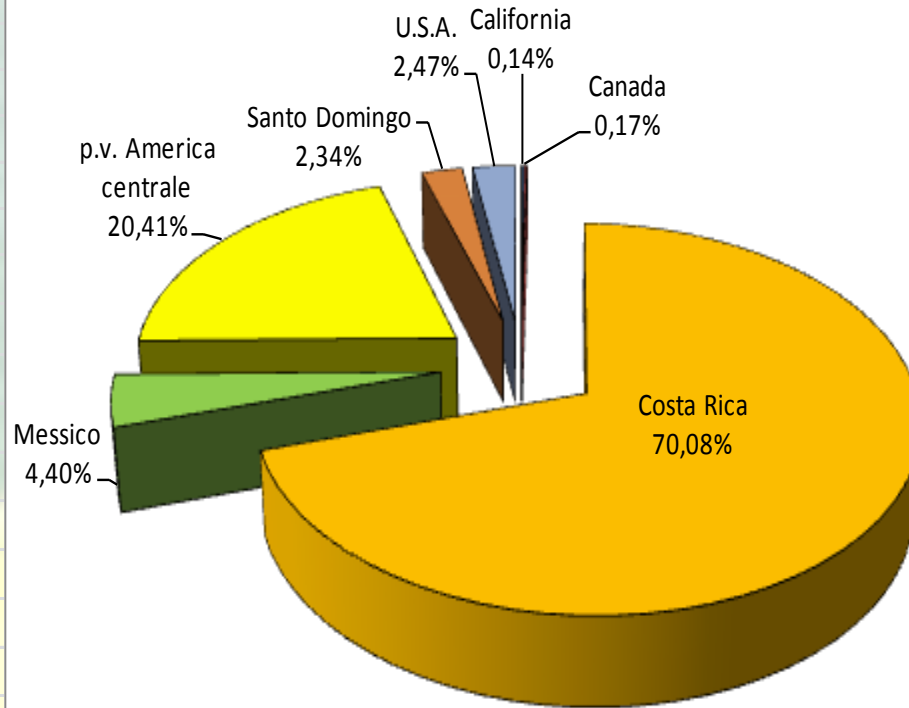
Africa



VERONAMERCATO

Valori in Kg

California	10.583
Canada	12.811
Costa Rica	5.387.366
Messico	338.524
p.v. America centrale	1.569.266
Santo Domingo	179.567
U.S.A.	189.811
Totale complessivo	7.687.928



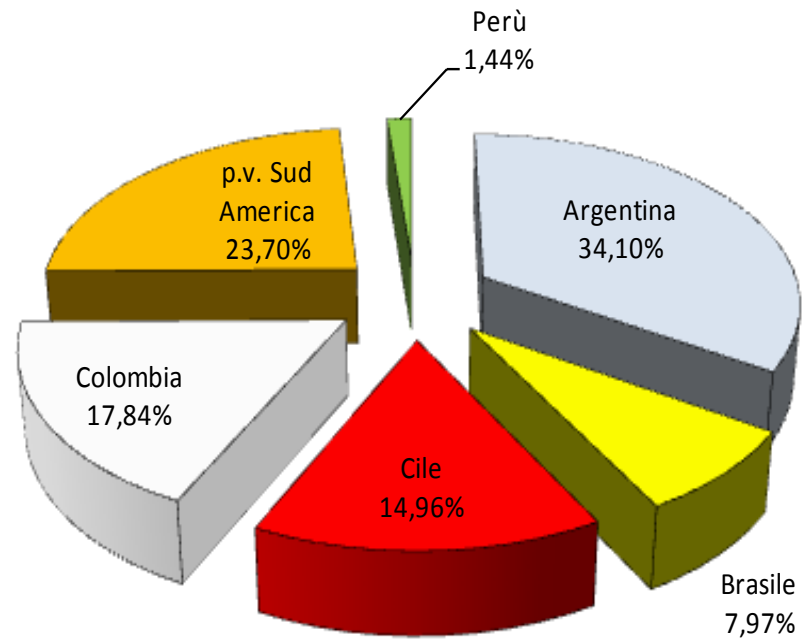
Centro e Nord America

VERONAMERCATO

Valori in Kg

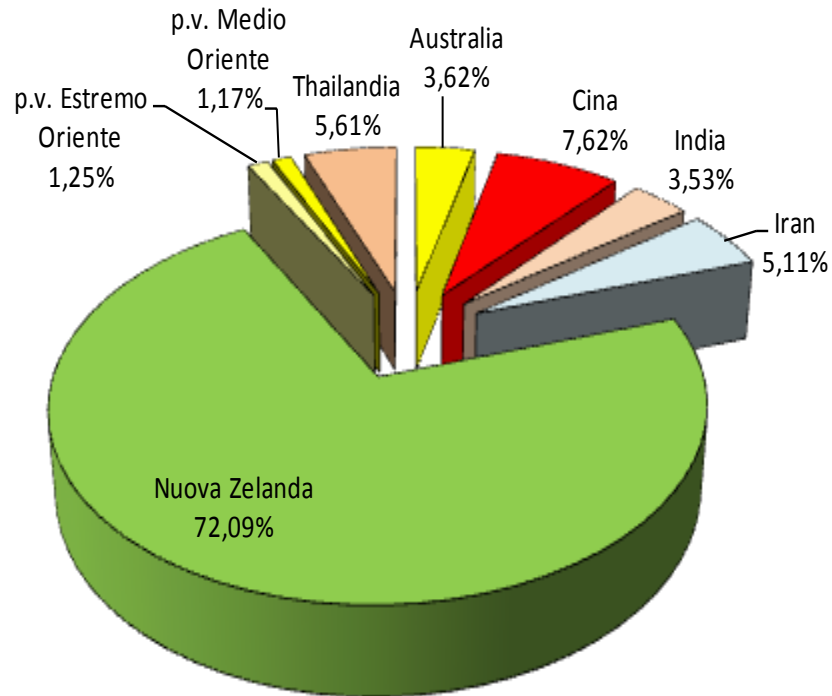
Argentina	4.348.771
Brasile	1.015.855
Cile	1.907.394
Colombia	2.274.759
p.v. Sud America	3.022.379
Perù	183.527
Totale complessivo	12.752.685

Sud America



VERONAMERCATO

Valori in Kg	
Australia	40.927
Cina	86.153
India	39.915
Iran	57.737
Nuova Zelanda	814.674
p.v. Estremo Oriente	14.076
p.v. Medio Oriente	13.195
Thailandia	63.413
Totale complessivo	1.130.090



Medio Oriente, Estremo Oriente e Oceania